



Rattan Creek Neighborhood News

Serving Milwood at North Austin MUD # 1 since 1983

Distributed Monthly By The Rattan Creek Neighborhood Association, Vol. 16, No. 1

February 2001

RCNA Membership

Membership in the RCNA runs on the calendar year system. It is now time to renew!!!

What do I get for my \$ 20 a year?

Your annual dues help pay for events like:

Easter Egg Hunt. If you have never gone to one, come out and see what joy is brought to all the boys and girls!

Annual "Members Only" Pool Party to start off the summer swim season. Catered lunch.

Teen Nights – throughout the summer.

Rattan Fest – This will be our 10th year. This one will be special! 5K run, booths, entertainment and more.

Caroling in the Park / Holiday Lights– We gather around a Bon Fire and sing Christmas Carols. Santa arrives to hear any little boy or girl's wish list. Neighbors get together and vote for the best decorated homes in the neighborhood.

Scholarship Fund given to community minded students preparing for college. The family must be an RCNA member.

And Much More....

We need volunteers for all the planned events.

Please contact a board member for more information or watch the newsletter for the chairperson to contact for a specific event.

EVENTS

February

- Feb 5 Advertiser Deadline
- Feb 9 RRISD Staff Development
- Feb 10 **Membership Drive-By**
10am -2pm @ Rattan Creek Park
- Feb 14 Valentine's Day
- Feb 17 **Membership Drive-by**
10am -2pm @ Rattan Creek Park
- Feb 19 President's Day
- Feb 20-22 TAAS Testing
- Feb 21 MUD Meeting, 6pm
100 Congress Ave, ste 1300
- Feb 22 RCNA Meeting, 7pm
13205 Jenner Lane
- Feb 23 Easter Planning Meeting
7pm @ 12606 Dringenberg
Contact: Dallas Hall

March

- Mar 5 Advertiser Deadline
- Mar 12 - 16 **SPRING BREAK**
- Mar 17 St. Patrick's Day
- Mar 19 RRISD Staff Development
- Mar 21 MUD Meeting, 6pm
100 Congress Ave, ste 1300
- Mar 22 RCNA Meeting, 7pm
13205 Jenner Lane
- Mar 23 Easter Meeting

April

- Apr 5 Advertiser Deadline
- Apr 6 Easter Meeting
- Apr 13, 16 **RRISD Spring Holiday**
- Apr 14 **Easter Egg Hunt**
- Apr 15 **EASTER**
- Apr 18 MUD Meeting, 6pm
100 Congress Ave, ste 1300
- Apr 19 RCNA Meeting, 7pm
Rattan Creek Pool
- Apr 24-27 TAAS testing

RCNA Board of Directors
 P.O. Box 200584
 Austin, Tx 78720-0584

Website: www.rattancreek.org

RCNA Board of Directors:

President

Richard Miller 331-6838
 email: richardmiller@austin.rr.com

Vice President

Kevin Stotz 512-876-4300
 email: kevin_stotz@yahoo.com

Secretary

Deborah Avalos 219-1027

Treasurer

Hutch Gregg 335-0455
 Email: hutchg@austin.rr.com

RCNA Committees:

Membership: OPEN

Safety/Security, Streets/Utilities:
 Marty Robinson 219-1812

Publicity/Social:
 Cissy Anders-Rodriguez 331-5222
 email: REBIHOME@aol.com

Website: www.rattancreek.org
 Cindy & Brian Reynolds 258-2156
 Email: ckreynolds@austin.rr.com

Newsletter Staff:

Co-Editors:

Jo Jones 335-1805
 email: JRJones@austin.rr.com
 Deborah Avalos 219-1027
 email: debje@swbell.net

Classified Advertising/Teen Services:

Francis Mitchell 331-4002

Display Advertising: Jo Jones 335-1805

Distribution:

Dallas Hall 257-3494
 Pam Durden 336-1520

New Neighbors/Babies:

Terri Olsem 219-7931
 Email: terriolsem@aol.com

Recipe Corner:

Stephanie Doherty 249-0253
 Email: doherty2@flash.net

Yard of the Month:

Jon and Gina Martin 331-1109

The Rattan Creek Neighborhood News welcomes your letters and guest columns. Letters must have a verifiable signature. Guest columns and letters will be printed on as space available basis. Neither the Rattan Creek Neighborhood News nor the Rattan Creek Neighborhood Association accept responsibility for the opinions expressed in editorials, letters or guest columns. The Rattan Creek Neighborhood News reserves the right not to publish any submissions and the right to edit all submissions. Mail to the following address: Jo Jones, RCNA Editor, 13119 Green River Trail, Austin, Tx 78729. 512-335-1805.

Tree and Limb Disposal

To All North Austin MUD No. 1 Residents:

In December all residents were notified that Christmas trees would be collected at curbside. Over 250 trees were deposited at the Tamayo Bridge site, various greenbelt locations and in the Park. The collection and disposal of these trees cost the District additional monies. Please adhere to the procedures as set forth in the District's contract with Longhorn Disposal.

Also, many residents have placed limbs and debris from the recent ice storm near the Tamayo Street Bridge. Please do not place these items on this property. Longhorn will collect residential limbs and debris curbside for each residence. Cut the limbs into 4' lengths and bind and place the collectables on your curb.

Remember, the District will sponsor a Neighborhood Cleanup March 31st. We will have a mulching site to take care of tree limbs and brush at that time.

Gary Spoons
 General Manager, Eco Resources

Easter Meeting Times

Anyone interested in helping with this year's Easter Egg Hunt this year should contact Dallas Hall at 257-3494.

Please try to attend the first planning meeting, which will be held at 12606 Dringenberg on February 23 at 7 pm or call Dallas Hall at 257-3493.

Several additional meetings are already scheduled. They are set for March 23 at 7pm at the Rattan Creek Park, and April 6 at 7pm at the Rattan Creek Park.

This event grows every year in size and popularity. We need as many volunteers as possible. Please help!

President's Notes

Before I start writing about events for 2001 and the "complaint of the month," I wanted to thank everybody who came out for "Caroling in the Park" last December, so this is one great big run on sentence to thank all the kids who helped me lead the caroling from the songbooks donated by Texas American Title, while we awaited the arrival of Santa, driven here by the Jollyville Volunteer Fire Department that watched over the bonfire built by Boy Scout Troop 259 with firewood "donated" by my neighbors; Mike, Alice and son Jordan who are in Germany and won't know they "donated" that wood until they read this, to Jo Jones of Welcome Home Realty who took almost 100 photos of children with Santa and a special thank you to ... Yes, this could go on and on, but I hope you see that the activities are managed by volunteers and supported by everyone through the membership dues for the neighborhood association.

As northwest Austin evolves and grows around us, there will be issues of interest other than the neighborhood gatherings around the Park. Capitol Metro has plans, there are highway construction plans, all these have taxpayer impact...like possible annexation. Your membership dues insure you keep informed via the monthly newsletter and the website www.rattancreek.org/, and you can voice your opinions on the future of this area, as well as take advantage of the family events.

We always need volunteers for our social events like the Easter Egg Hunt or July 4th or the 10th Annual Rattan Fest this fall, but right now, I'm looking for someone to represent our neighborhood on a committee discussing new parks in Williamson County. This is at the request of Precinct One Commissioner, Mike Heiligenstein. Please contact me if you are interested.

The number one complaint you called me about last month was what to do about barking dogs. No, it wasn't just one unhappy dog and its immediate neighbor; I heard several concerns from different sections of the neighborhood. Our dogs will always bark at the opossums, squirrels, other dogs, cats and late night walkers, etc., and I suggested three things: Talk to your neighbors, call out the law, or write it up as a deed violation.

The fastest solution is talking with your neighbors, telling them the dog keeps you awake at night. Some of us have more active homes than others: i.e. teenagers, new babies, video games, multiple TVs, dogs, birds, cats etc. Some of us seem to have an ability to "tune out" those activities or "sleep through anything." (Like my

wife, Cathy, who slept through Hurricane Alicia while in Houston in 1983.)

The second (but much less neighborly) remedy is to involve the law. According to the Wmsn County Sheriff's office, there is nothing on the books at this time to cover daytime barking, just dogs barking at night. You could call the Wmsn County sheriff to report "disorderly conduct: barking dog", but it is only valid 10:00 pm to 6:00 am and a peace officer must come out to your house during those hours and hear the barking, then pay a visit to the owners. (1st time warning, 2nd time ticket w/ fine) If you do call the sheriff, you would need to tell the dispatcher that the Deputy needs to come on-site. The peace officer must personally witness (hear) the dog barking. Travis County's definition for disorderly conduct and dogs is less specific but I imagine your complaint would yield similar results.

The third remedy, reporting a deed restriction violation, is a lengthy process whereas #s 1 & 2 would get you to sleep more quickly. "No noise or other nuisance shall be permitted to exist...so as to be offensive or detrimental to any other portion of the Property or to its occupants...nor shall anything be done thereon which may become an annoyance to the neighborhood..." (Ref: Milwood Section 31-A Declaration of Restrictions: Section II-L and M, Vol. 1761, p. 256)

Other neighborhood associations in Austin have called me asking for recommendations on which management companies to use for handling membership dues or newsletters. They are amazed when I tell them that our 2,500+ family community does all this ourselves with volunteers along with the help and support of NAMUD #1. Then I describe the Easter Egg hunt, Members-Only Pool Party, Rattan Fest etc., that are well attended; but their jaws drop when they find out that the RCNA dues are only \$20 per year. In February, we'll start a new membership drive so while you're talking to your neighbors about dogs, ask them if belong to the neighborhood association or if they'd like to volunteer to give Capital Metro some ideas about the next Park and Ride facility. See you around the neighborhood, Richard

Around Rattan Creek

New Neighbors and Babies:

New Neighbors:

No new neighbors sent in this month.

New Babies:

Jacob Daniel Higdon
Born November 17, 2000,
to Daniel and Christine Higdon
13439 Athens Trail



Milwood Parent Activities

Newborn: (newborn-12 mo) Call Brian Sargent at 336-7518.

Young Toddlers: (1 1/2 to 2 years) Call Mike or Melissa Harvey at 918-1912.

Young Toddlers: (2 to 2 1/2 years) Call Kim Cotton at 257-1238.

Toddlers: (3 years) Call Dallas Hall at 257-3494.

Toddlers: (3 1/2 year olds) Call Candance Kreiling at 331-9773.

Toddlers: (4 year olds) Nancy Salter 219-5216. Meets every Wednesday at various homes, call Nancy for locations.

Children: (7 yrs plus) Mary Jane Tagtow 219-6780. Meeting several times a week for coffee, swimming, lunch, etc. Calendar available.

Home schooling Group: (all ages) Annette Anderson 250-5137.

If you know someone has just moved into the neighborhood, or just had a baby, help us to welcome the new folks and/or congratulate our neighbors on their special event.

Please contact Terri Olsem at 219-7931, Or email to her at terriolsem@aol.com.

LOTS OF MOMS LOOKING FOR GROUPS:

If you are interested in starting a group, please call Karen Memrick at 258-1370

*** Milwood Mom leaders..... Please call Karen Memrick at 258-1370 for updates, changes or reports on activities.**
Thanks.

Welcome Home Realty, Inc.

*We don't just sell houses...
We Welcome You Home!*

Jo R. Jones
Broker

Office: 335-4024 Cell: 633-2604

RCNA Member/Milwood Resident RCNA Event Sponsor
RCNA Scholarship Fund Donation for each sale I make in Milwood!

Recipe Corner

What better way to start off the day for your loved ones but making them pancakes full of love! This month's website is taken from Martha Stewart's website: <http://www.marthastewart.com/>

ENJOY!!!

1 cup all-purpose flour
 2 tablespoons sugar
 2 teaspoons baking powder
 1/2 teaspoon salt
 1 large egg, lightly beaten
 1 cup milk
 2 tablespoons unsalted butter, melted and cooled slightly, plus 1 tablespoon for griddle

1. Heat griddle to 375°, or heat griddle pan over medium-high heat. Whisk flour, sugar, baking powder, and salt in medium bowl. Add egg, milk, and 2 T. melted butter; whisk to combine. Batter should have small to medium lumps.
2. Heat oven to 175°. Test griddle by sprinkling with a few drops of water. If water bounces and spatters, it is hot enough. With paper towel, brush 1/2 teaspoon butter onto griddle. Wipe off excess.
3. Fill a pastry bag fitted

with a 1/4-inch plain round tip with batter; twist end of bag, and secure

with rubber band. Working in batches, pipe heart shapes, drawing V of batter in center of hearts to fill, on heated griddle. When pancakes have bubbles on top and are slightly dry around the edges, about 2 minutes, Flip over. Cook until golden on the bottom, about 1 minute.

4. Repeat with remaining batter, using 1/2 teaspoon butter on griddle for each batch, keeping finished pancakes on a heat-proof plate in the oven until ready to serve.




Please send all your recipes, ideas for the column, website links, and any other comments on Recipe Corner to Stephanie Doherty, 7832 Portland Trail, Austin, Tx 78729 or e-mail her at: doherty2@flash.net.

A Valentine History

We all know the familiar saying "nothing says I love you more than a Hallmark card." THE most important day to give cards to your loved ones is approaching...Valentine's Day! Ever wonder how Valentine's Day cards began? Read on!

The word "Valentine" - noun. A sentimental or humorous greeting card to a sweetheart, friend, or family member on Saint Valentine's Day. A gift sent as a token of love to one's sweetheart on Saint Valentine's Day A person singled out especially as one's sweetheart on Saint Valentine's Day.

Verses and Valentine greetings were popular as far back as the Middle Ages, when lovers said or sang their valentines. Written valentines began to appear after 1400. The oldest "valentine" in existence was made in the 1400's and is in the British Museum. Paper valentines were exchanged in Europe where they were given in place of valentine gifts. Paper valentines were especially popular in England. Early valentines were made by hand and were made with colored paper, watercolors, and colored inks.



There were many different types of handmade valentines, including:

Acrostic valentines - had verses in which the first lines spelled out the loved one's name.

(Continued on page 7)

I am THRILLED!!!
We have more people joining our newsletter team!!!

A special thank you to the new volunteers who have stepped up for delivering the neighborhood newsletter to your home.

Frank and Patty Cherpack
Diana Rabideau
Jenny Russal
Karen Tompson
Lynn Schultz
Lilian Gonzales
Sammy Wakil
Dorris Push
Betsy Sansom
Alley Porter

I would also like to thank our Distribution Captains for helping me stay informed on changes in our neighborhood. I realize how often I say thank you, but it is a very big task in getting our newsletters out. It is not one individual that makes a project work, it is a team effort, and we have a wonderful team!!! Without the support of our Distribution Captains and our Block Captains, none of us would be receiving a newsletter, which I might add, Jo Jones has done an outstanding job editing.

In the last three months we have added to our team nineteen new volunteers!!! That is outstanding! We are always up for more volunteers, even if your street already has a Block Captain. There is always a need for back-up captains.

A special thank you to *Pam Durdan* for temporarily picking up delivery on Kerrville Folkway. Anyone willing to volunteer for *Kerrville Folkway and Crowley Trail*, please call me at 257-3494.

Please remember the newsletter only comes out 10 issues a year.
It's a great way to meet your neighbors☺

Dallas Hall
257-3494

(Continued from page 5)

Cutout valentines - made by folding the paper several times and then cutting out a lacelike design with small, sharp, pointed scissors.

Pinprick valentines - made by pricking tiny holes in a paper with a pin or needle. creating the look of lace.

Theorem or Poonah valentines - designs that were painted through a stencil cut in oil paper, a style that came from the Orient.

Rebus valentines - verses in which tiny pictures take the place of some of the words. (an eye would take the place of the word I).

Puzzle Purse valentines - a folded puzzle to read and refold. Among their many folds were verses that had to be read in a certain order.

Fraktur valentines - had ornamental lettering in the style of illuminated manuscripts of the Middle Ages.

In the early 1800's, valentines began to be

assembled in factories. Early manufactured valentines were black and white pictures that were painted by workers in a factory. Fancy valentines were made with real lace and ribbons, with paper lace introduced in the mid 1800's. By the end of the 1800's valentines were being made entirely by machine.

In the early 1900's a card company named Norcross began to manufacture valentines. Each year Hallmark displays its collection of rare and antique valentines at card shops around the country. Museums and Libraries also offer antique valentine exhibitions around St. Valentine's Day.



Ramsey & Phillips, P.C.
Certified Public Accountants

Jaime Phillips, CPA
RCNA Member & Milwood Resident

3305 Northland Dr., Ste. 400 (512) 458-6151
Austin, TX 78731 Fax: 371-7128

Patio Furniture Restoration

By True Grit

"We Make It New At 1/2 The Price"

Sandblasting Powder Coating

Hundreds of Colors

Pick-up and Delivery Available

218-1445

*RCNA member/Rattan Creek Resident
As seen at the 2001 "Austin Home and Garden Show"*

Out-Back Lawnscape

Home of 50% off Every Fourth Visit

We Offer:

- Complete Lawn and Landscape Maintenance
- Hedge Pruning and Shaping
- Fertilization
- Power Washing

423-0425

www.outbacklawnscape.com

Edward Jones®

Todd Holubec

Investment Representative

McNeil & Parmer Next to HEB

6001 Parmer Lane, ste 210

Austin, Tx 78727

Bus (512) 219-1191 Fax (877) 295-3117

Serving Individual Investors Since 1871

Holiday Contest Winners

Congratulations to the following three homes:

13344 Tamayo 13279 Darwin 13203 Vendrell

These were the homes chosen from all the homes decorated in our neighborhood this past holiday season. It was a tough choice. We had a range to choose from. We had traditional to whimsical to Griswald style.

The next list were the honorable mentions:

13103 Lubbock 7022 Buccaneer 6903 Tesoro Trail
13117 Green River 13353 Amasia 12918 Marimba
7601 Montaque 7910 Osborne

I hope everyone had a great holiday season. These homes are all showcased on our website through this month at www.rattancreek.org.

Congratlutions to all our winners!!




**HILL COUNTRY
LANDSCAPE
AND GARDEN
CENTER**

Architects
Designers
Contractor
Sprinkler
Systems

**13561 Pond Springs Rd.
(512) 258-0093**

*Free Tree
Planting!*
On All Trees;
\$90.00 or more
Coupon Expires 8/31/00

25 % OFF
All Trees;
\$90.00 or more
Cash-n-Carry Coupon expires 8/31/00



STATE FARM INSURANCE COMPANIES
HOME OFFICES: BLOOMINGTON, ILLINOIS

John D. Peterson
Agent

Rattan Creek Resident

12962 Research Blvd. Off: (512) 331-0009
Austin, Tx 78750 Res: (512) 258-2280



**CREATIVE
memories**

LeAnn Llewellyn
CREATIVE MEMORIES CONSULTANT
13215 Jenner Lane
Austin, TX 78729
(512) 918-0243

Home Classes & Workshops • Photosafe Albums & Supplies
Group Presentations • Business Opportunities

WE MANAGE FOR YOUR SUCCESS!

- Leasing & Management
- Homes & Multi Family
- Monthly Reports
- Complete Repairs
- Renovations
- Friendly Service

 **MLS**

 **LMD**

FREE: Rental Analysis / Repair Analysis Brochure / Termite Inspection
Call the Experienced Realtor Today!

794-8171

11573 Jollyville Rd · www.alpsmgmt.com

AUSTIN LANDMARK PROPERTY SERVICES, INC. 

Certified Residential Management Company Since 1986

PLEASE READ ALL INSTRUCTIONS CAREFULLY
BEFORE COMPLETING APPLICATION

- All Members receiving badges must be listed, with birthdates, for the application to be considered complete
- Guest passes can only be purchased by a member of the pool. All guests must be accompanied by a pool member.
- One complimentary pass, which can be used three (3) times, is issued with each badge purchased. (two (2) passes will be issued with each annual pass.)
- A packet of ten (10) guest passes consist of four (4) cards totaling ten (10) uses.
- A check made payable to North Austin MUD #1 (NAM1) Pool must accompany the application to be processed.
- The check for the pool, tennis key and the RCNA must be mailed separately from the payment for the NAM1 water bill.
- Replacement fees for lost or stolen badges are as follows:
Summer/Winter Badge \$5.00each Annual Badge \$10.00 each
- If purchasing a combination of summer only / winter only and annual badges, please specify for whom the annual badges are to be assigned to.

**ALL INCOMPLETE OR INCORRECT APPLICATIONS
WILL BE RETURNED WITHOUT PROCESSING.**

PLEASE ALLOW TWO (2) WEEKS FOR PROCESSING.

RATTAN CREEK NEIGHBORHOOD NEWS

NORTH AUSTIN MUNICIPAL UTILITY DISTRICT NO. 1 - RATTAN CREEK PARK POOL

Application to Use Recreational Facilities and Release of Liability

PLEASE READ ALL INSTRUCTIONS BEFORE COMPLETING – INCOMPLETE APPS. WILL BE RETURNED

NAMUD #1 Water Bill Account No. _____ Home Telephone Number _____
 (Application will be considered incomplete without account number)

Name: _____
 (As it appears on NAM1 bill)

Address: _____

Emergency Contact Person: _____ Telephone Number: _____

I have made application for use of the District's recreational facilities on behalf of myself and the listed members of my family and our guests. I understand that the District's recreational facilities are for use of authorized persons only, and agree that all use by me, my family and our guests shall be in accordance with the District's "Rattan Creek Park Pool, Court Rules and Regulations." I agree that the District does not, by the providing of recreational facilities, assume any responsibility or liability to our guests or us. We assume all responsibility for, and waive any claim against the District for accidental injury, property damage or death arising out of the use of these facilities by any of our guests or us. We agree to indemnify and hold harmless the District, its directors, agents, employees and consultants whether paid or volunteer, from any and all claims by us or our guests which may arise out of use of the District's recreational facilities. If this application is on behalf of any minor children, the application represents that the applicant is the legal guardian of said children and fully responsible for such children, and authorized to execute this application and release on their behalf. I understand that the children, if under ten (10) years of age, must be accompanied by a person fourteen (14) years of age or older when using the District's facilities. *I further understand that I am responsible for any damage to District facilities caused by my family, my guests or myself.*

Applicant Signature: _____ **Date:** ____/____/____
 (Application will be considered incomplete without signature)

Household Members Attending Pool: (All members receiving badges must be listed)
 (Badges required for ages 3 and up) **Date of Birth** **Tag I.D. Number**
 (To be filled in by NAM1)

_____	____/____/____	_____
_____	____/____/____	_____
_____	____/____/____	_____
_____	____/____/____	_____
_____	____/____/____	_____

NO REGISTRATION FORMS WILL BE TAKEN AT THE POOL.

2000 Winter Fees:

Make Checks Payable To North Austin M.U.D. #1 Pool

Quantity
 _____ In District Badges @ \$20 per badge \$ _____

_____ Out of District Membership (Up to 4 Badges if needed)	@ \$200 per household	\$ _____
_____ Additional O.D. Badges	@ \$20 each additional badge	\$ _____
_____ Guest Passes (only w/ badges)	@ \$2 each (one time use)	\$ _____
_____ 10 Guest Passes (only w/ badges)	@ \$15	\$ _____
_____ Tennis Court Key (In District Only)	@ \$15 each	\$ _____
_____ RCNA Membership (In District Only)	@ \$20 per household	\$ _____
_____ Annual In-District Badges	@ \$40 per badge	\$ _____

Check MUST accompany this registration form to be processed. Total \$ _____

Mail or Deliver to ECO Resources, 9511 Ranch Road 620 N., Austin, Texas 78726

Rattan Creek Park, Pool and Court Rules and Regulations

Rules are established and adopted by the North Austin Municipal Utility District #1 Board of Directors
Pool Identification tags and tennis court keys must be purchased through the District Manager
ECO Resources 9511 RR 620 N, Austin, Texas 78726-2908

Pool Rules and Regulations

Identification

1. Pool is available to District residents who have paid tag fees and their guests. Out of District memberships are available. Only individuals with tags may enter pool area.
2. Identification tags must be worn by swimmers at all times.
3. Report lost or stolen I.D. tags to the pool manager. Replacement tags can be purchased through ECO Resources for a \$5.00 fee.
4. Use of pool I.D. tags by any one other than the swimmer listed on the current year's registration form will lead to forfeiture of that I.D.

General Requirements and Conduct

1. Conduct by any person deemed to be dangerous, unwarranted, or offensive is grounds for discipline by the lifeguards. Offensive behavior in particular, will be dealt with on an individual basis and could result in suspension from the pool. Any individual suspended three times may also lose all pool privileges for the season.
2. Running, jumping, skipping, or any activity other than ordinary walking in the pool area is strictly prohibited.
3. Bicycles and skateboards must be walked in front of the pool entrance for safety. No motorized vehicles are permitted in the park. No pets are allowed in the fenced pool area. Pets must be on a leash while in the park.
4. Pool may close for five (5) minutes each hour as a safety precaution
5. Floating devices are not allowed in the pool. Water wings or swim rings for non-swimming children may be used if accompanied by parent or approved baby-sitter.
6. Glass containers of any type are not allowed inside the fenced area or in the bath house area.
7. No cutoffs or street clothes are allowed in the pool.
8. Only lifeguards are to be on the lifeguard stands.
9. No person shall talk to, shout at, or in any manner distract a lifeguard while on the lifeguard stand except in the case of an emergency.
10. Only masks approved by the Pool Manager will be allowed in the pool.
11. One lane will normally be designated for lap swimming at all times, additional lanes may be added at the discretion of the Pool Manager.
12. No smoking or alcoholic beverages are allowed in the fenced pool area.

Adult Supervision

1. Children under ten (10) years of age must be accompanied by a parent/guardian or authorized baby-sitter at all times while inside the fenced pool area, unless approved by Pool Manager.
2. Parents are required to provide written authorization naming a specific approved baby-sitter to attend their children under 10 years old at the pool. The baby-sitter must be fourteen (14) years of age or older and be a pool member or have a valid guest pass.

Guest Policy

1. Guest(s) must be accompanied by a registered pool member and submit a valid guest pass for admission. Pool members must accept responsibility for their guests.
2. Guest(s) must register with the gate keeper upon admission to the pool facility and sign a waiver of liability.

Private Parties

1. Adults eighteen (18) years and older holding a pool I.D. may make reservations to use the pool for a private party when the pool is not open for regular operating hours. All parties must terminate (all participants departing the facility) by 11:30 p.m.
2. Reservations must be made at least four (4) days in advance with the Pool Manager. Reservations are confirmed by a \$50.00 deposit. A reservation is not confirmed until the Pool Manager receives the deposit. The cost for rental of the pool is \$10.00 per hour

plus lifeguard fees.

3. Persons responsible for any parties must hire lifeguards. Lifeguards must be those guards that are under contract with the District.

4. Any damages resulting from a private party will be the responsibility of the lessee.

Wading Pool

1. Children taller than a height set by the Pool Manager will not be allowed in the wading pool.
2. Lifeguards will not monitor the wading pool. Children in the wading pool must have a parent or baby-sitter present at all times.

Pool Hours (as posted at the pool)

SUMMER SCHEDULE

Weekday hours are 11 a. m. to 9 p.m. Saturday hours are 11 a. m. to 9 p. m.; and Sunday hours are 12 Noon to 9 p. m..

WINTER SCHEDULE

Weekday hours are 12 noon to 1 pm and 4:30 to 8:00 pm. Saturday Sunday and Holidays 12:00 to 8 pm. Winter Maintenance closing will be posted at the pool.

General Information

1. At the discretion of the Pool Manager and as approved by the District Manager, certain periods of the normal open hours may be set aside for specialized activities such as, adults only swim, swim lessons, swim meets, and other special events.
2. Hours may be shortened before and after school starts, and during swim team season. Check the Pool Bulletin Board for scheduled events and scheduling changes.

Tennis/Sports Court Rules and Regulations

(In District Members Only)

1. No dangerous or offensive conduct will be allowed on the courts.
2. No pets, bicycles, skateboards, or motorized vehicles allowed on the courts
3. No alcoholic beverages are allowed inside the fenced court area.
4. No glass containers are allowed inside the fenced court areas.
5. A playing time limit of one hour (60 minutes) will be observed when other members are waiting to use the facilities.
6. Tennis courts one and two are subject to reservation by tennis leagues, not to exceed five (5) hours a week as posted at the courts.
7. A member may have a maximum of four (4) guests at a time on the sports courts.
8. At the discretion of the District Manager, certain specialized activities on the courts may be arranged.
9. A maximum of (4) players are allowed per tennis court at any time.
10. Soccer tennis is strictly prohibited.

Questions or Problems

Contact the Pool Manager or
Bill Burke at 331-7066.

**North Austin Municipal Utility District No. 1
Rattan Creek Pool Winter Schedule 2000/ 2001**

October 2000

October 1 - 31: Pool Open - Winter Swim

Monday - Wednesday - Friday
12:00 - 1:30 PM, and 4:30 to 8:00 PM.
Saturday - Sunday 12:00 - 8:00 PM

October 9 & 23 : School Holiday

Pool Open: 12:00 to 8:00 PM (each day)

February 2001

February 1 - 15: Pool Closed for Maintenance

February 16 - 29: Pool Open - Winter Swim

Monday - Wednesday - Friday
12:00 - 1:30 PM, and 4:30 to 8:00 PM.
Saturday - Sunday 12:00 - 8:00 PM

Time to get in shape for the summer
join the Rattan Creek Masters Swim Club
Contact John at maggio@texas.net

November 2000

November 1 - 30: Pool Open - Winter Swim

Monday - Wednesday - Friday
12:00 - 1:30 PM, and 4:30 to 8:00 PM.
Saturday - Sunday 12:00 - 8:00 PM

November 22 & 24: Thanksgiving Holidays:

Pool Open 12:00 to 8:00 PM

Pool Closed: November 25 (Thursday)

March 2001

March 1 - 31: Pool Open - Winter Swim

Monday - Wednesday - Friday
12:00 - 1:30 PM, and
4:30 to 8:00 PM.
Saturday - Sunday 12:00 - 8:00 PM

March 12 - 16: Spring Break

Pool hours : 12:00 to 8:00 PM

December 2000

December 1 - 14: Pool Open - Winter Swim

Monday - Wednesday - Friday
12:00 - 1:30 PM, and 4:30 to 8:00 PM.
Saturday - Sunday 12:00 - 8:00 pm

December 15 - January 2, 2000: Winter Holiday

Pool Open: 12:00 to 8:00 PM daily

**Pool Closed: December 24 & 25
(Friday & Saturday) and January 1 (Monday)**

April 2001

April 1 - 30: Pool Open - Winter Swim

Monday - Wednesday - Friday
12:00 - 1:30 PM, and 4:30 to 8:00 PM.
Saturday - Sunday 12:00 - 8:00 PM

April 13 & 16: Spring Holiday

Pool Open 12:00 to 8:00 PM

Pool closed: April 23 (Sunday)

April 30 Winter Swim Schedule Closed

January 2001

January 4 - 31: Pool Open - Winter Swim

Monday - Wednesday - Friday
12:00 - 1:30 PM, and
4:30 to 8:00 PM.
Saturday - Sunday 12:00 - 8:00 PM

January 15: Student Holiday

Pool Open 12:00 - 8:00 pm

Rattan Creek Pool is Managed by
Clearwater Management
Phone - 331-7066

McNeil High Swim Team is swimming at the
Rattan Creek Pool.

MHS practice: Monday - Friday 7:00 - 9:00 AM

Swim Meets will be posted but usually occur on
Saturday mornings.

Manager - Raine Maggio
Assistant Manager - Tony Watt
Pool phone - 257-8175

Scholarship Meeting and Challenge

Anyone interested in helping form the outline to be used in the future for our "Scholarship Fund" should contact Richard Miller at 331-6838.

In the past the scholarships have been limited to RCNA members only. This gives another benefit to the families that feel our homeowners association is a worthy cause and worth spending only \$20 a year for.

After reading an article in the Glamour magazine which stated that "A person without a college education in 2010 is estimated to earn half of what one would with a college education". Many have voiced that the RCNA needs to give more money to this cause and really support those that support the RCNA through volunteerism.

I would like to issue a challenge to every Realtor that lives in the Rattan Creek area, and sells homes within these boundaries, to donate a \$100 or more for every sale made within NAMUD #1 to this worthy cause. What a wonderful gift you can give to the community you live and work in.

What if you just wanted to donate for this worthy cause? Please send any donations to the RCNA (note in the memo section—Scholarship Donation). Checks can be mailed to: P.O. Box 200584, Austin, Tx 78720-0584.

I urge everyone to help us support this worthy effort; to see more folks achieve their scholastic dreams. It is so difficult to say to those who volunteer and work with us, at many of our annual events, and have done so all their lives, that we just don't have the funds available to give them a scholarship or give them more help their first year.

Please contact Richard Miller, RCNA President, at 331-6838, if you have any questions or would like to volunteer on the organization or choosing of our recipients. This is a rewarding and sometimes difficult task to do.

Jo R. Jones,
Welcome Home Realty, Inc.

Gary's Overhead Door

Garage Doors & Openers

Sales & Service
24-Hour Emergency

Gary Cowart
President

512-335-6273
pgr:428-8960

Master Pools of Austin

512-576-7616

In-ground Pool Specialist


Special upgrades on all types of pools,
Including repair service on Motors,
Pumps and Filters

Johnny Walker
Pager: 512-916-6434

7306 Potters Trail
Austin, Tx. 78729

LOW COST HOUSE PAINTING

By True Grit



Exterior / Interior
Quality Workmanship
at a Reasonable Price

218-1445

Brad Jones
RCNA member/Rattan Creek Resident



ROBERTS
TERMITE & PEST CONTROL, INC.

• RESIDENTIAL • COMMERCIAL
• FREE ESTIMATES

• LIMIT ONE COUPON PER CUSTOMER
• NOT VALID WITH OTHER OFFERS
• MUST PRESENT AT TIME OF SERVICE

Ask for RJ Avalos

Milwood Resident/RCNA Member

\$10⁰⁰ OFF
Initial
Pest Control
Service

444-0132

Springtime Decisions

It's February.....all the leaves are gone on the trees and our gardens look brown and drab. Anyone out there yearning to get outside and put some color back into your garden? And what better way but with wildflowers! With Spring approaching you need to start getting your garden ready to plant wildflower seeds NOW. Living in Texas we are fortunate to have the climate for wildflowers and also that we are able to enjoy them as long as we can. Wildflowers are very sensitive, you must know when to plant the seeds in order for them to reach their maximum potential. Here's a good schedule to follow:

North Texas (Dallas, Lubbock, Abilene)

Spring: February 15th - April 15th
Fall: September 15th - November 15th

Central Texas (Austin, Houston)

Spring: January 15th - March 1st
Fall: October 1st - December 1st

South Texas (Brownsville, Corpus Christi)

Spring: January 1st - March 1st


Fall: October 1st - December 1st

NOTE: Planting in the Spring

Warm spring weather and adequate rainfall will accelerate germination and seedling growth. However, if rainfall is sporadic after initial germination followed by an extremely hot, dry period, supplemental watering may be required to keep the ground from drying out and the seedling from dying.

NOTE: Planting in the Fall

If you decide to plant your seeds in the fall, the seed will remain dormant during the harsh winter months and germination will begin at the first indication of spring.



(Continued on page 18)



Martin's Jewelry Box

8650 Spicewood Springs Road, #202
331-1109

- Gemstones
- Special Orders
- Class Rings
- Bridal Sets
- GIA Certified Diamonds
- Mother's Day Rings
- Watch & Jewelry Repair

WATCH BATTERIES \$4.95 INSTALLED

Valid with Coupon (expires 3/31/01)



*Personalized
Jewelry for Mom.*

*Order Early
for
Mother's Day!
(May 13)*

Jon Martin, Owner

Milwood Resident



A Place for New Beginnings!
Casual • Contemporary • Community
New Series:

Questions for God

- 2/4: Is Christianity Intellectual Suicide?
- 2/11: How does anyone know God really exists?
- 2/18: How reliable is the Bible?
- 2/25: Was Jesus really God?

North Hills Community Church
is currently meeting in the
Jollyville Elementary Cafetorium at
6720 Corpus Christi
Service begins @ 10:30 AM

*Nursery & Children's Ministries available during service.
Come early for coffee, juice, and donuts!*

Contact us at: NHCC@jump.net or 388.0270
Find us on the web at: www.nhconline.org

February Gardening Tasks

Planting Time is almost here, although, we can still have a freeze past Mid February and into mid March. Plant some **annual plants** for spring and summer color, try carnations, mums, petunias and bluebonnets. A small bed or some pots with some annual flowers provides a spot of color for your yard at a nominal cost. They are easier to maintain if they are near a door or window to remind you to water, fertilize, and deadhead them periodically.

Most of the herbs do well in pots and make your front entrance smell great after you water them. Try Rosemary, Thyme, Basil, Mints (a dozen types, great for adding to tea), or a couple of Chile Pequin (has small red peppers). Use pots bigger than you think you need, (but small enough to move in or out of the sun) remember, plants grow, and several plants in a pot a bushy bouquet quickly. A pretty touch to the front sidewalk, deck, patio, or driveway.

Perennial flowers and shrubs will come back each spring and provide many years of enjoyment. There are lemon and the hot pink verbenas which spread well and bloom all summer. For partial

shade the red and yellow Columbine are great plants (mine stayed green all winter), nice lacy, blue green foliage and they bloom most of the summer with an occasional foliar feeding of sea weed or Peters, or something.

Trees - It is always time to plant trees so if you have been putting it off, select a few 1 to 5 gallon trees and start growing the beauty and shade you'll enjoy for years. Some of my favorites are the Chinese Pistache, Texas Mountain Laurel (for an evergreen small tree with beautiful and fragrant blooms in the spring), Afghan (Eldacara) Pine for large evergreens, and , Mexican Plum, Redbud or Desert Willow for under story size trees with beautiful spring blooms.

Remember to water new plants periodically for the first 2 years to establish the roots. After that your watering can be determined by how fast you want the plants to grow.

Add Compost - As always, add composted material to beds and lawns for slow release

(Continued on page 16)

COMMITTED TO...

- Marketing your home professionally
- Client Service based on personal attention, follow-up & follow through
- The successful sale - not just listing of your home
- Buyers representation

CREDENTIALS...

- Milwood Specialist
- Partner in Education for every home sold: I will make a contribution to the school of your choice.
- CMS, GRI Credentialed Specialist
- Top Listing/Sales Agent in the company

ASK ME...

- One Stop Shop
- My NFL guarantee
- My Move-up Program

RATTAN CREEK SUCCESSES

13400 Moscow Trl	13100 Overton Pass
13424 Athens Trl	7601 Elkhorn Mtn
13446 Gent Dr	13406 Moscow Trl
13414 Gent Dr	8224 Amasia Cv
13348 Tamayo Dr	7606 Windrush Dr
13516 Bolivia Dr	8212 Amasia Cv
7917 Snook Hook Trl	7804 Jenner Cv
13332 Amasia Dr	8223 Amasia Cv
13207 Darwin Ln	13147 Humphrey
7412 Napier Trl	13420 Tamayo Dr



Kelly Monceaux-Thate



If your Time is Money, "I'm Priceless"!

Sometimes it's obvious who's the right person for the job!

Kelly Monceaux-Thate

Direct: 338-0297

Mobile: 750-5777

www.austinpremierhomesbykelly.com

"Selling is an Art!"



(Planting Continued from page 15)

fertilizer and to add organic matter to our Blackland Prairie heavy clay soil. If you have little soil over layers of limestone, you need organic matter also. The nurseries have composted material by the bag and by the truck load. Several of our neighbors split a 6 yard truck load of Dillo Dirt to share the cost of the delivery truck every year or so. It sure makes great looking flowers and grass and helps lower the pH of our alkaline soil which releases the nutrients to the plant roots.

Tree Care - We can still have a freeze through Valentines day so pruning fertilizing and cleanup of yards should wait until late February. These activities stimulate new growth which can be easily killed by a late frost. Most plants require warm nights (when the soil is really warm) before much growth starts in the spring.

Since I had a virus or fungus under the bark of one of our live oak trees a few years ago, and I talked to a dozen or more people and got a short course in live oak maintenance. As I remember it, live oak trees grow for 120 days from February to May when they shed their leaves, grow the yellow flowers, drop them and grow new leaves. This is

the time to fertilize and provide extra water to live oak trees. The main roots are 8 to 10 inches down and require access to oxygen from the soil.

I you have compacted soil where the water and air do not reach the roots the best treatment is to rent an aerator, run it over your yard and then fertilize with 1/8 to 1/4 inch of Dillo Dirt. If your trees are in real stress have a tree company drill 2 inch by 8 inch deep holes every square foot to beyond the drip line, and put fertilizer in the holes. Then water deeply with a soaker hose every week for 2 years. This saved my tree but usually such drastic measure shouldn't be required if all the roots haven't been paved over or severed.

Do NOT smother tree roots, more than 2 or 3 inches of soil, mulch, rocks, or anything over the roots of trees (especially Live Oaks) will reduce their ability of the roots to gather oxygen, exclude carbon dioxide, and limit water flow. This greatly slows the growth of the tree. One of our neighbors recently put 5 to 6 inches of 2-3 inch river rock in his backyard under 3 large Live Oaks where the shade and pacing dog had turned the St. Augustine grass into mud. By early January, one tree was quickly losing leaves and the other two did not

(Continued on page 17)

jdsommers

(Continued from page 16)

have nice shiny leaves. After we looked at them, we called in an expert from Davey Tree (was Caldwell Tree) who suggested waiting until spring to see if they grew out. The deep stones were not helping it grow and so the owner removed down to a couple of inches at most. They were also going to deep fertilize the trees in the Live Oak growth season of mid January to March when they drop leaves, bloom, pollinate, drop blooms and hulls, and grow new leaves. This early spring fertilization usually does wonders for the strength and growth of live oak trees.

Pruning and Maintenance - At a Xeriscape Garden Club meeting Pat Wentworth discussed pruning and maintenance of trees. Pat is very involved in the local state and international arborist associations, has his own company and comes well recommended. His answer on how to fertilize trees was do what nature does; put 2 or 3 inches of compost and 4 inches of mulch under the tree extending 1 1/2 times beyond the drip line. I was surprised to learn that the Austin area native trees have such a wide spread root system to quickly capture rain water before it runs off.

The trees around new homes have been stressed by cut roots and the compaction of the soil by construction equipment. A practical process to loosen up our heavy black clay soil includes:

- 1) Go in with your neighbors to rent an aerator to loosen up the soil;
- 2) Fertilize with a slow release fertilizer (urea based) or 1/8 to 1/4 inch of Dillo dirt and;
- 3) Water it in well every week for several months during the growing season. Tree spikes or any strong fertilizer spread on the grass feeds the top few inches where the grass roots are, but will not get the fertilizer down to the tree root hairs where it is needed. Nothing migrates through our heavy clay quickly.

Prune Trees and Shrubs - Prune now only to remove dead branches, diseased, crossing, rubbing, damaged branches, narrow weak crotches, or multiple main stems (try for only one main stem). When pruning, make the cut beyond the branch collar leaving a small stub. A flush cut requires the bark of the trunk to eventually close the wound and is much slower growing than the branch collar bark,

which will quickly enclose the nub. Do NOT paint the cuts on any trees (except for live oaks to keep away the beetles carrying the live oak fungus).

It is time to **prune the lovely crepe myrtle trees/** bushes that should be pruned down to wood the size of a pencil. They bloom on new wood, so pruning helps the new branching and the blooming if not done too severely.

Plant some things and build the future yard you want, your kids will even want to help if they get to participate in the planning, buying, planting and watering. Enjoy gardening it improves your outlook and life -- you deserve it.

Happy Gardening!!
Chuck Simms

Emergency Numbers:

Emergency – 911

Non-Emergency Numbers:

**Williamson County Sheriff
943-1300**

**Travis County Sheriff
473-9770**

**Williamson County Constable
248-3239**

**Jollyville Fire Dept.
258-1038**

(Continued from page 14)

WHERE IS BEST SITE FOR YOUR SEEDS:

Prior to planting your wildflowers, select a site that will be appropriate for the nature of your project. Improper site selection or planning usually produces unsatisfactory results. Here are some important factors to consider.

1. Does the chosen site support plants now? If you have an area that is naturally void of any plants, including unwanted weeds, the area is unlikely to support wildflowers.
2. If rainfall is inadequate during germination and the seedling establishment, can you supply supplemental water if necessary?
3. Does the area receive a minimum of eight hours of direct sunlight per day?
4. Have you determined the existing soil type and drainage within the area? Poorly drained or heavily compacted soils will produce unsatisfactory results.

PLANTING YOUR SEEDS:

In order to achieve a successful stand of wild flowers, it is very important that the soil is prepared correctly and the seed is rolled or pressed into the soil after sowing. Burying the seed too deeply or casually broadcasting the seed over an unprepared area will only produce disappointing results.

1. Select a site that drains well. Oftentimes we tend to plant in areas that are low-lying or poorly drained, thinking that the wild flowers will flourish under these moist conditions. Moist locations are usually very weedy, because as water drains through the area, thousands of weed seeds are deposited onto the site that were collected upstream. Remember...most wild flowers thrive in well drained soils.
2. Use a herbicide to eliminate any vegetation which may compete with your wildflowers (Optional).

(Continued on page 23)

RANALLO PLUMBING

LICENSED MASTER PLUMBER
RESIDENTIAL & COMMERCIAL
CERTIFIED BACKFLOW DEVICE TESTING

CHRIS RANALLO (512) 331-6218
Owner/Operator **mobile (512) 797-6218**

AMERICA'S COMFORT COMPANY™

Free Carbon Monoxide Safety Check
For RCNA Members
(limit first 50 calls)

Ask for Virginia

260-7378
License # TACLA 016385C

Thad




shopforschool

Make a difference every time you shop

www.shopforschool.com

The new and easy way to support schools when shopping online!



North Austin Municipal Utility District Board of Directors Report on Commercial Development, Parks, and Pool Activities:

North Austin Municipal Utility District Board of Directors Report on Commercial Development, Parks, and Pool Activities:

Longhorn/Waste Management Company . Is now using back-loading trucks with 2 operators to reduce their problem of having to teach the route to a new driver whenever the regular driver is not available. They now provide Gary Spoons a monthly report of requests for service and their response times. They were very helpful with the cleanup of the ice storm broken branches that kept falling for weeks and also the Christmas tree pickup. Unfortunately the trees collected faster than they could be removed, and finally the MUD Board had

Landscape Specialties of Texas bring their crew and chipper to catch up.

Note that we must keep our neighborhood clean do NOT dump. If there is a sign that says no dumping, and you leave your waste, do not be surprised when the sheriff visits you. The MUD rules continue to be enforced and you will be charged appropriately.

We have had another rash of vandalism so if you see someone breaking or trashing something in the neighborhood, remember that we have a **\$200.00 reward** for information leading to the prosecution and conviction of a crime. Call Gary Spoons with the information. Your name will be held confidential and you can do your part to help us control this senseless action.

Another Neighborhood Cleanup is being scheduled for March. Please do not trash our neighborhood by continuing to put trees and limbs, etc at the Tamayo bridge site. Put your yard waste in front of the house, cut it into 3-4 foot lengths and bundle or tie it so the drivers can pick it up. It will be picked up on the normal pickup days Monday or Thursday.

(Continued on page 20)



A subsidiary of Southwest Water Company

ECO Resources,

9511 Ranch Road 620 North
Austin, Texas

**Providing
North Austin MUD No. 1
With Water and Wastewater Utility
Management Services**

**Full Management Services;
Accounting, Billing, Collections,
Water and Wastewater Management,
Parks and Pool Management,
Utility Maintenance**

335-7580
**General Manager
Gary Spoons**

Mailing Address:
P.O. Box 2647, Cedar Park, Texas 78630-2647

NA MUD #1 Board of Directors:

Place One - **Keith Collins,** 258-6244
Ass't Secretary/Treasurer (5/04)
kcollins@northaustinmud1.org

Place Two - **Don Conklin,** 331-7669
Treasurer (5/02)
dconklin@northaustinmud1.org

Place Three - **Terry Ripperda,** 512-793-2160
President (5/04)
tripperda@northaustinmud1.org

Place Four - **Alan McNeil,** 219-8719
Vice President (5/02)
amcneil@northaustinmud1.org

Place Five - **Chuck Simms,** 331-9630
Secretary (5/04)
csimms@northaustinmud1.org

Website: www.northaustinmud1.org

(Continued from page 19)

When you have large items like dishwasher: call Longhorn / Waste Management at 272-6260 and ask for the residential dispatcher. Tell them you live in North Austin MUD at (your address), and you have large items for pickup. They will schedule the pickup. .

If there has been no pickup in 10-14 days, call Longhorn again and also call ECO with the times of your requests. They will follow up and make it happen. Thanks for your help keeping our neighborhood looking good.

(Can you believe the price our neighbors houses are selling for? Is this is a GREAT place to live or what?)

Our thanks to our District Manager Gary Spoons and to Mary Edwards who kept things moving while Gary was on vacation over the holidays. After the ice storm, they scheduled the Rattan Creek Park quick cleanup by TexaScapes and later the wound pruning and clearance cleanup by Davey Caldwell Tree. At the January meeting, the Board approved for Rattan Creek Park, a budgeted Davey Caldwell Tree project for class 2 pruning to remove dead limbs and dead or dying trees and stumps.

Robinson Park Playground cleanup starting.

The mulch from all the chipped trees will be moved to the Robinson Park playground area at the corner of Amasia and Humphrey Drive and spread to reduce erosion, improve the soil, and hold down the weeds. The trees and brush between the playscape area and the soccer fields have never been cleaned up so now that the drainage ditch pipe is in place, the trees are scheduled to be pruned and stumps removed from that end of the park. The timing of all this work will depend on the weather but should be finished in time for the spring growth. The Anderson Mill Road construction is progressing, and as I write this in mid January, the concrete work on the bridge over the East Tributary of Lake Creek which flows through the park was nearing completion .

Robinson Park Soccer Fields: The construction in the Stanzel tract upstream of our park has caused flooding of the soccer fields. Our District Engineer David Malish is working with the construction company to cleanup the damage and possibly build some earth berms to better protect the soccer fields from flooding in the future. There is also a City of Austin and Springwoods MUD project to

(Continued on page 21)

Remember

**Winter Water Averaging
Begins November 20, 2000
Through February 19, 2001**

NA MUD #1

Deed Restriction Violations:

Deed restriction violations must be submitted in writing to:

**Senior Citizens Center
408 Ridgewood
Cedar Park, Tx 78613**

Be sure to include the address in question, nature of your concern and your name and address.

Tutor Time

(Continued from page 20)

channelize this East Tributary of Lake creek all the way from Hunters Chase where the new residential construction is in work, through the Stanzel Tract, and through Robinson Park between the soccer fields and under the new Anderson Mill Road bridge. It will be a challenge to get the fields back to the good condition the players have enjoyed for the last few years. District Engineer David Malish, Gary Spoons, and TexaScapes are working together to repair the damage and protect the fields from flooding as much as possible within the constraints that the fields are within the 100 year flood plain.

Robinson Park Trail project: work will begin when it dries up.

Rattan Creek Park Trail Exercise area: project by Clearwater Management has the equipment on order, construction timing will depend on the weather.

Rattan Creek Pool: the project to expand the pool deck area to the west – Tamayo side of the pool. is underway by Clearwater Management as requested by the Hurricane swim team.

The Tutor Time Childcare: the building is progressing well and the business should be a welcome addition to our neighborhood.

The Reserve at Rattan Creek (Alexan Rattan Creek) apartment project on Parmer Lane at Dallas have placed a trash container on their side of the fence along the trail and cleaned up the construction material that spilled over onto our side of the fence. In the future, TexaScapes will keep our side of the fence mowed near the trail turnaround as they do the rest of the trail.

The apartment dwellers are MUD residents also and we have been getting inquires about using the pool and tennis courts so you may see some new folks around, welcome them.

The JPI Apartment Development: the multifamily and retail project has started the infrastructure work of sewer, stormwater pipes, and water pipes with the first section to be built along Parmer Lane just south/east of State Farm Insurance. At the January Board meeting JPI discussed possible addition of some office buildings in this first section and the Board did not object to the change.

Indian Oaks Neighborhood wastewater connection: The City has yet to put in the

telemetering station on the flowmeter so the data can be automatically read but our District Engineer is getting monthly data to monitor the flow as more Indian Oaks homes switch from septic systems to our sewer connection.

The Indian Oaks Neighborhood Association president Linda Jaspersen continues working on zoning situations along McNeil Road. She is very well known now at the City of Austin Zoning Commission and City Council meetings as she continues to try to control the types of zoning and thus types of businesses which will be allowed along McNeil. If you see her working as an election official at the polling place at the next election , Thank her for working so hard to maintain the look of that edge of our neighborhood.

Capital METRO: is planning a new park and ride facility on 20 acres of land near Lakeline Boulevard and Lakeline Mall Drive. It will provide a climate-controlled passenger terminal with rest rooms, vending machines, covered bays for multiple busses to pickup and drop off passengers, and a large parking lot.

A NAMUD #1 Community Center building: is being discussed by the Board. We met with the Jollyville fire department and are continuing discussions with the city. Keith Collins and Chuck Simms are the Board committee and are looking for suggestions so go to the NAMUD#1 web site and e-mail your thoughts to them

Chuck Simms Secretary,
NAMUD #1 Board of Directors.

(Website: www.northaustinmud1.org)

CLASSIFIEDS

Classified Ad rates are 25¢ per word, per month. Deadline for ad's is the first of each month for the following month/issue. Ads must be received by the Friday before Newsletter deadline. **Payment in full is required before publication.** Any ads received after the deadline will be held until the next month's publication. No exceptions will be made. Send to **RCNA, c/o Francis Mitchell, 12912 Margit Drive, Austin, Tx 78729. 331-4002**

Mary Kay Cosmetics. Let me help you with skin care, color, nail products, fragrances, gifts. Full inventory. Order on-line any time of day or night or call me. Prompt and courteous service. Sylvia Frisch 335-4649, email: Sylviafmk@aol.com or www.mymk.com/sfrisch (2/01)

Creative Memories – Scrapbooking supplies and instruction. LeeAnn Llewellyn, Consultant. **Corrected : 663-9433.** (2/01)

Home Childcare – individual, loving care in family setting for infants and preschoolers. (Drop-ins welcome). Call Betty 249-7088. (03/01)

Mr. Robert's Painting, your neighbor painter. Quality workmanship. Interior/Exterior. 260-0777 or 331-1351. (4/01)

A&A Carpets: 249-0060. (4/01)

All American Coatings: Specialized in quick, neat, quality interior/exterior painting/remodeling. 249-0060. (4/01)

Self-Improvement Through Hypnosis: Experience this gentle and effective way to help change your life, emotionally and spiritually: Set and achieve goals, improve concentration, study skills, relaxation and stress reduction, weight control, stop smoking. Milwood resident. A New Beginning Hypnosis Center. 331-1300. (04/01)

PIANO LESSONS – DEGREED and experienced instructor, Milwood resident. All ages and levels welcomed. 331-2856 (04/01)

CLASSICAL GUITAR LESSONS – DEGREED and experienced instructor. Milwood resident. Call 331-2856. (04/01)

MaryKay - Julia Hall 257-1067 or 796-7718, email: juliahall@mail.utexas.edu. Website: <http://www.mymk.com/jhall5>. *Milwood Resident discount.* (8/01)

BeautiControl Cosmetics-Julie Lucas. 331-9531. New Clients Welcome. (12/01)

DISCOVERY TOYS- Educational toys, books, and software for ALL ages. Great products, great job opportunities! Home parties and personal shopping appointments. Peggy Tomchek, Educational Consultant. 335-2717, or email: ptomchek@yahoo.com (05/01)

TEEN SERVICES

ATTENTION TEENAGERS: Your ads run free but **must be renewed once every 6 months.** The date at the end of your ad indicates the last month your ad will run. All ads must be submitted in writing and mailed to:

**RCNA, c/o Francis Mitchell,
12912 Margit, Austin Tx, 78729.**

Francesca Flores, 13. Responsible and experienced baby/pet sitter. Works great with children, babies, and all pets. Available to work days/nights during summer months. Call 336-8232. (02/01)

Sade Chambers, 14. Extremely responsible and experienced babysitter. I work well with children and babies. Reasonable rates. I also pet sit in your home. Call 335-0177. (3/01)

Gasbrielle Schram, 14. Responsible babysitter who works great with children of all ages. I'm experienced and certified. Will also pet sit. Call 918-9149. (3/01)

Anna Sturza, 14. I'm a very responsible 14 year old girl that has alot of babysitting experience. I live in the Bluffs. 335-3005. (05/01)

**TEENS-
BE SURE TO RENEW YOUR ADS,
AFTER 6 MONTHS THEY COME OUT!**

(Continued from page 18)

3. Mow the existing or dead vegetation as short as possible. Collect the clippings and remove the material from the site.

4. To prepare the seed bed, rake or lightly till the surface of the soil to a maximum depth of one inch. Shallow soil preparation will limit the disturbance of dormant weed seed.

5. It is helpful to thoroughly mix a carrier such as masonry sand, perlite, potting soil, etc., with the seed to increase volume and aid in even distribution over your site. We recommend a minimum of 4 parts of inert material to 1 part of seed.

6. Broadcast one half of your seed as uniformly as possible over the prepared area. Sow the remaining seed in a direction perpendicular to the initial sowing.

7. Press the seed into the soil by walking or rolling over the newly planted area. Do not cover the seed any deeper than 1/16th of an inch. Some of the seeds will remain visible.

FAQs

1. Do I have to water and if so, how often?

Your wildflower seeds will require ample moisture to germinate and develop into healthy seedlings. For best results, the area should be kept moist for 4 to 6 weeks during the establishment period. After your seedlings are 1 to 2 inches in height, watering should be gradually reduced and applied only if the plants show signs of stress.

2. How much sunlight will they need?

Most wildflowers require a great deal of sunshine. If your area receives at least eight hours of direct sunlight per day, your wildflowers will prosper. A few types of wildflowers can tolerate partial shade, but for best results they must have at least five hours of sunlight each day. NOTE: Sun loving wildflowers that are planted in a shaded environment will produce spindly or "leggy" plants with very few blooms.

3. Should I fertilize the wildflowers?

It is not recommended, however if you feel it is necessary the recommendation is a low nitrogen

fertilizer with an approximate ratio of 1-3-2- (1 part nitrogen-3parts phosphorus-2parts potassium).

For more helpful hints, and more detailed information on wildflower seeds, visit the below helpful links listed below:

The Texas Agriculture Extension Service
<http://aggie-horticulture.tamu.edu/wildseed/>

Wildflower Magazine
<http://www.wildflowermag.com/>

Holland Wildflower Farm
<http://www.hwildflower.com/>

An excellent source of information, as well as a fun spot to visit, is the Wildflower Center located 7 miles East of Fredericksburg, and sits directly on US-290. For more information visit their website at: <http://www.wildseedfarms.com/>

Written by:
 Stephanie Doherty





Annual Drive-by Membership Drop

Drop by with your renewal form
(found below) and check
at the Rattan Creek Park
Saturday February 10th and 17th
from 10:00 to 2:00 pm

If you forget yours, don't worry, We will have extra forms on hand as well!!



Rattan Creek Neighborhood Association
 P.O. Box 200584 – Austin, Tx 78720-0584
Annual Membership Dues – \$20
 (January – December 2001)

Name _____

Address _____

Phone _____

E-mail: _____

Membership: Renewal New
 I would like to volunteer to assist with:
 Activities Committees Newsletter

Thank You For Your Continued Support!!



We Depend On It!!

Don't Miss These
Upcoming RCNA Events:

Drive By Membership Drive -
Saturday, Feb. 10th/17th
At the Rattan Creek Park

Easter -
Saturday, April 14

“Members Only” Pool Party -
Saturday, May 12th

Rattan Fest - 10th Annual
Saturday, Sept. 8th